

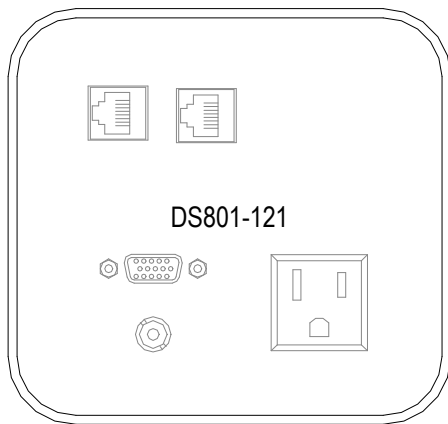
DS801-121/AC300-121 COVER NOTES

COVER INSTALLATION DIFFERENCES

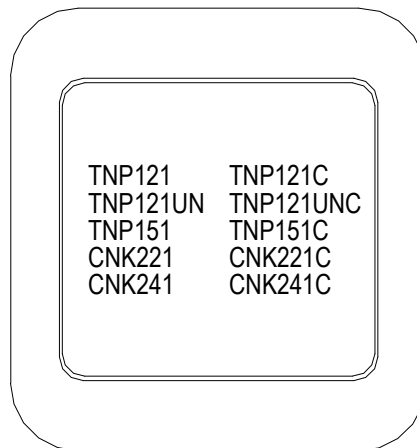
!ATTENTION! The TNP and CNK units have the same cut-out dimensions as the DS801-121. Make sure to download the correct template for your model from the ALTINEX website.

The cut-out dimensions are the same for both units; however, the user-interface is NOT along the same dimension. The user-interface for the TNP and CNK units is along the shorter axis. The DS801-121 user-interface is along the longer axis.

This will affect how the AC300-121 cover will look when installed in an empty cut-out. If installed in a cut-out for the DS801-121, the cable notch will face the user-interface side. If installed in a cut-out for a TNP or CNK, the notch will face the side.



USER INTERFACE SIDE
(FRONT OF TABLE/WORK SURFACE)



USER INTERFACE SIDE
(FRONT OF TABLE/WORK SURFACE)



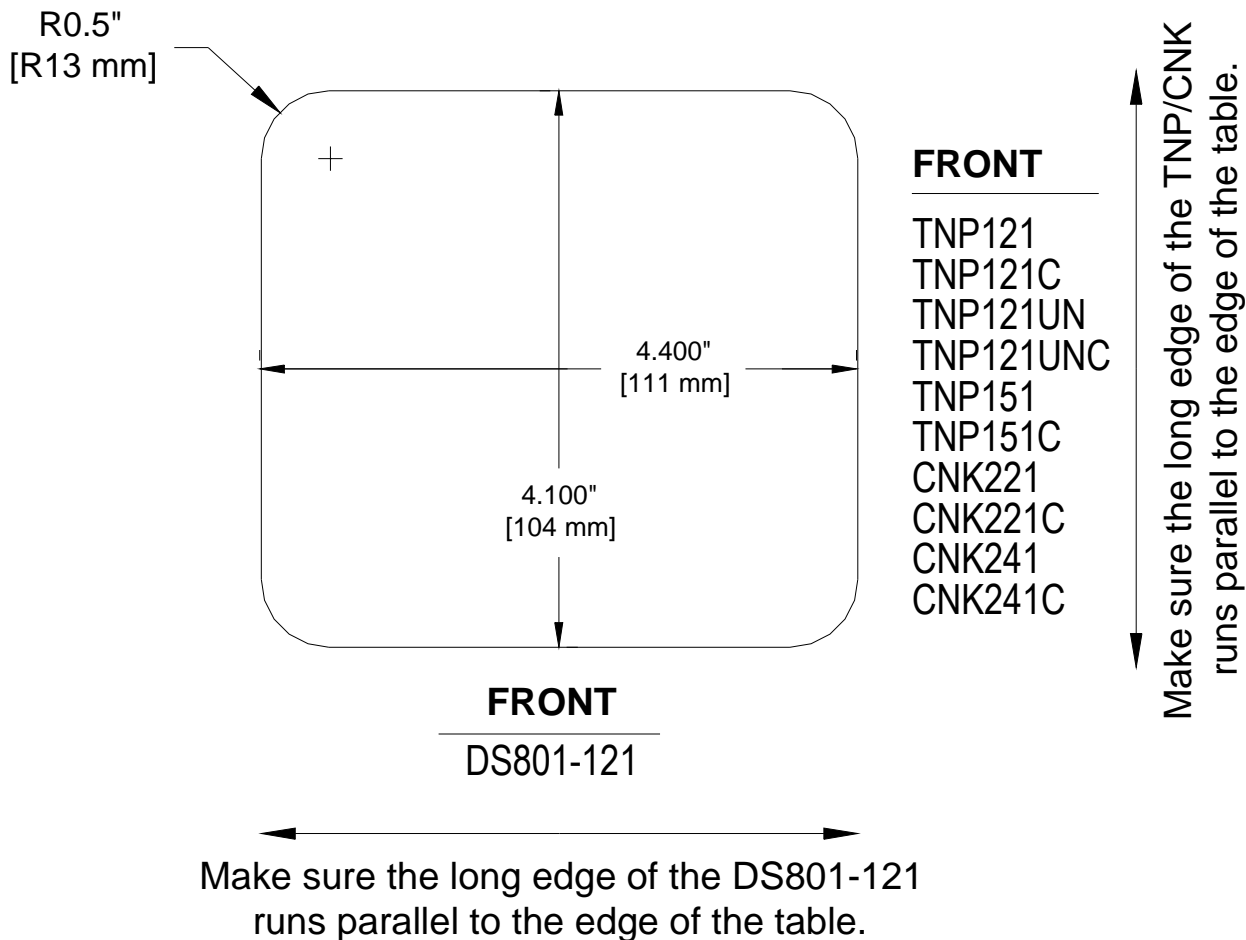
USER INTERFACE SIDE
(FRONT OF TABLE/WORK SURFACE)



USER INTERFACE SIDE
(FRONT OF TABLE/WORK SURFACE)

TNP/CNK and DS801-121 CUT-OUT DIMENSIONS

Shown here are the differences in the cut-out dimensions. Make sure to download the correct template for your interface model.



NOTE: Drawing is NOT to scale.